

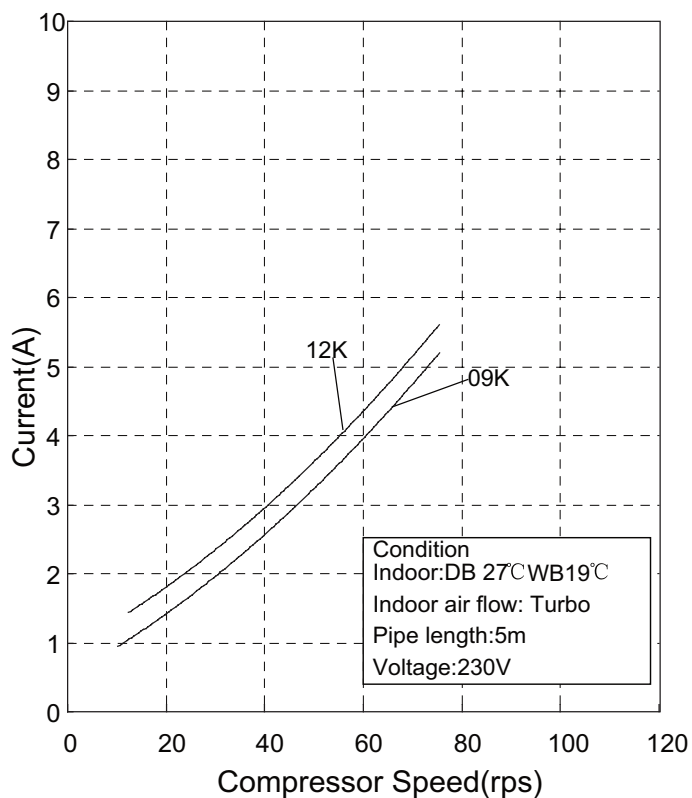
Parameter		Unit	Value	
Model			GWH12YC-K6DNA1A GWH12YC-K6DNA2A	GWH09YC-K6DNA1A GWH09YC-K6DNA2A
Product Code			CB437001101 CB466001501	CB437001601 CB466001601
Power Supply	Rated Voltage	V~	220-240	220-240
	Rated Frequency	Hz	50	50
	Phases		1	1
Power Supply Mode			Outdoor	Outdoor
Cooling Capacity		W	3500	2700
Heating Capacity		W	3810	2930
Cooling Power Input		W	950	585
Heating Power Input		W	975	650
Cooling Current Input		A	4.0	2.6
Heating Current Input		A	4.5	2.9
Rated Input		W	1650	1650
Rated Current		A	6.4	6.4
Air Flow Volume(SH/H/MH/M/ML/L/SL)		m ³ /h	680/590/540/490/450/420/390	660/590/540/490/450/420/390
Dehumidifying Volume		L/h	1.4	0.8
EER		W/W	3.68	4.62
COP		W/W	3.91	4.50
SEER		W/W	8.5	8.5
SCOP(Average/Warmer/Colder)		W/W	4.4/5.1/3.5	4.6/5.4/3.8
Application Area		m ²	16-24	12-18
Indoor Unit	Indoor Unit Model		GWH12YC-K6DNA1A/I GWH12YC-K6DNA2A/I	GWH09YC-K6DNA1A/I GWH09YC-K6DNA2A/I
	Indoor Unit Product Code		CB437N01101 CB466N01501	CB437N01601 CB466N01601
	Fan Type		Cross-flow	Cross-flow
	Fan Diameter Length(DXL)		mm	Φ98X633.5
	Cooling Speed		r/min	1350/1200/1120/1050/980/920/750
	Heating Speed		r/min	1350/1200/1140/1080/1020/960/900
	Fan Motor Power Output		W	20
	Fan Motor RLA		A	0.09
	Fan Motor Capacitor		μF	/
	Evaporator Form			Aluminum Fin-copper Tube
	Evaporator Pipe Diameter		mm	Φ5
	Evaporator Row-fin Gap		mm	2-1.4
	Evaporator Coil Length (LXDXW)		mm	635X22.8X306.3
	Swing Motor Model			MP24EB/MP24HF
	Swing Motor Power Output		W	1.5/1.5
	Fuse Current		A	3.15
	Sound Pressure Level(SH/H/MH/M/ML/L/SL)		dB (A)	43/39/37/35/34/32/25
	Sound Power Level(SH/H/MH/M/ML/L/SL)		dB (A)	58/53/52/50/48/46/46
	Dimension (WXHDXD)		mm	865X290X210
	Dimension of Carton Box (LXWXH)		mm	928X278X364
Dimension of Package(LXWXH)		mm	931X281X379	
Net Weight		kg	11	
Gross Weight		kg	13	

Outdoor Unit	Outdoor Unit Model		GWH12YC-K6DNA1A/O	GWH09YC-K6DNA1A/O(LCLH)
	Outdoor Unit Product Code		CB437W01101	CB437W01601
	Compressor Manufacturer		ZHUHAI LANDA COMPRESSOR CO., LTD	ZHUHAI LANDA COMPRESSOR CO.,LTD
	Compressor Model		QXF-B096zE190A	QXF-B096zE190A
	Compressor Oil		FW68DA	FW68DA
	Compressor Type		Rotary	Rotary
	Compressor LRA.	A	20	20.00
	Compressor RLA	A	4.21	4.21
	Compressor Power Input	W	943	943
	Compressor Overload Protector		1NT11L-6233 HPC115/95U1 KSD115°C	1NT11L-6233 HPC115/95U1 KSD115°C
	Throttling Method		Electron expansion valve	Electron expansion valve
	Set Temperature Range	°C	16~30	16~30
	Cooling Operation Ambient Temperature Range	°C	-15~43	-15~43
	Heating Operation Ambient Temperature Range	°C	-22~24	-22~24
	Condenser Form		Aluminum Fin-copper Tube	Aluminum Fin-copper Tube
	Condenser Pipe Diameter	mm	Φ7	Φ7
	Condenser Rows-fin Gap	mm	2-1.4	2-1.4
	Condenser Coil Length (LXDXW)	mm	742X38.1X550	742X38.1X550
	Fan Motor Speed	rpm	900/650	900/650
	Fan Motor Power Output	W	30	30
	Fan Motor RLA	A	0.36	0.36
	Fan Motor Capacitor	μF	/	/
	Outdoor Unit Air Flow Volume	m ³ /h	2200	2200
	Fan Type		Axial-flow	Axial-flow
	Fan Diameter	mm	Φ438	Φ438
	Defrosting Method		Automatic Defrosting	Automatic Defrosting
	Climate Type		T1	T1
	Isolation		I	I
	Moisture Protection		IPX4	IPX4
	Permissible Excessive Operating Pressure for the Discharge Side	MPa	4.3	4.3
	Permissible Excessive Operating Pressure for the Suction Side	MPa	2.5	2.5
	Sound Pressure Level (H/M/L)	dB (A)	53/-/-	52/-/-
Sound Power Level (H/M/L)	dB (A)	62/-/-	60/-/-	
Dimension(WXHXD)	mm	848X596X320	848X596X320	
Dimension of Carton Box (LXWXH)	mm	878X360X630	878X360X630	
Dimension of Package(LXWXH)	mm	881X363X645	881X363X645	
Net Weight	kg	33.5	33.5	
Gross Weight	kg	36.5	36.5	
Refrigerant		R32	R32	
Refrigerant Charge	kg	0.75	0.7	
Connection Pipe	Connection Pipe Length	m	5	5
	Connection Pipe Gas Additional Charge	g/m	16	16
	Outer Diameter Liquid Pipe	mm	Φ6	Φ6
	Outer Diameter Gas Pipe	mm	Φ9.52	Φ9.52
	Max Distance Height	m	10	10
	Max Distance Length	m	20	15
Note: The connection pipe applies metric diameter.				

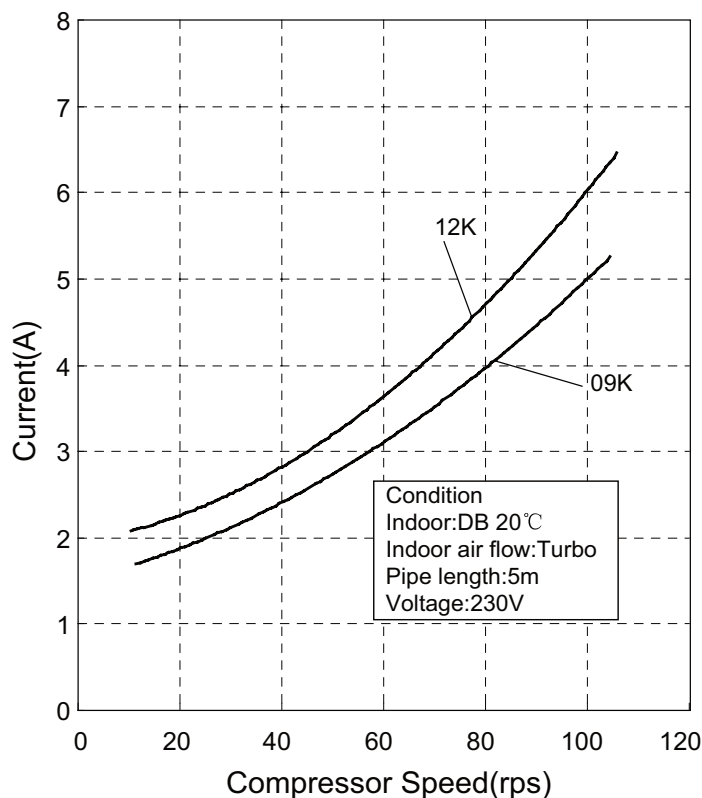
The above data is subject to change without notice. Please refer to the nameplate of the unit.

2.2 Operation Characteristic Curve

Cooling:



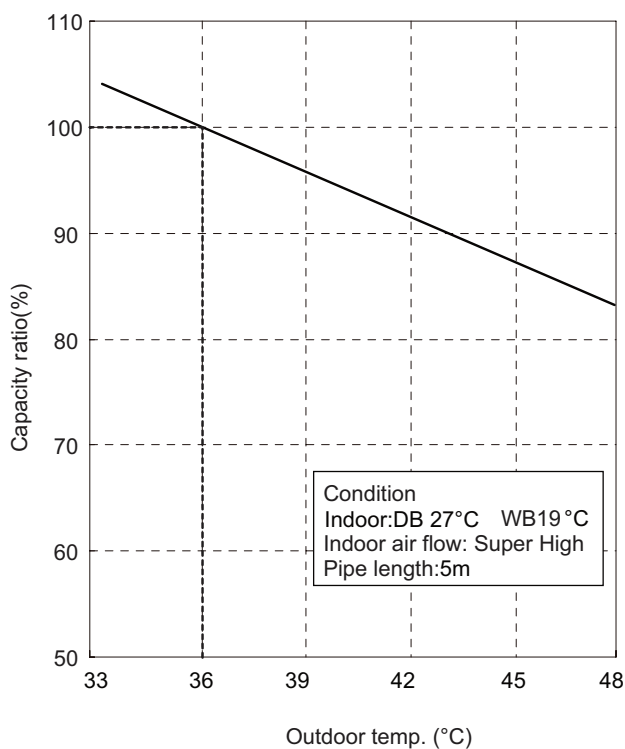
Heating:



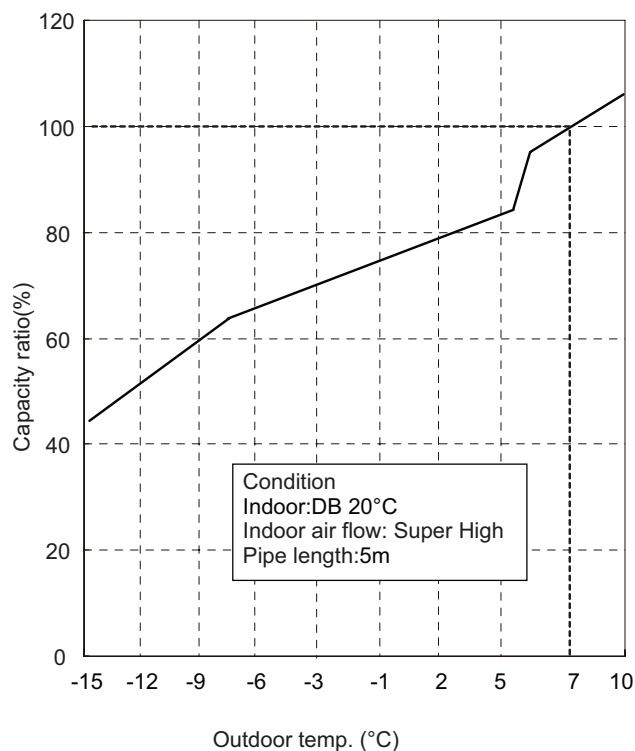
2.3 Capacity Variation Ratio According to Temperature

GWH09YC-K6DNA1A/O GWH12YC-K6DNA1A/O

Cooling:

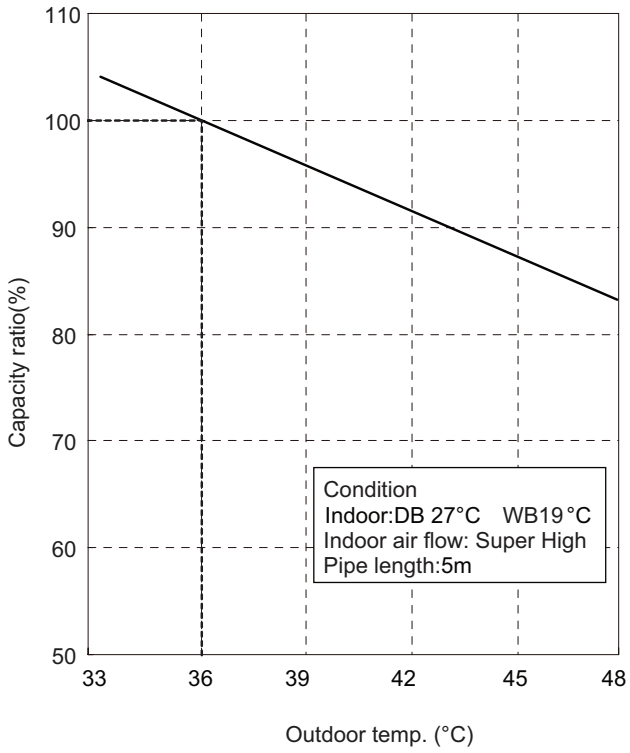


Heating:

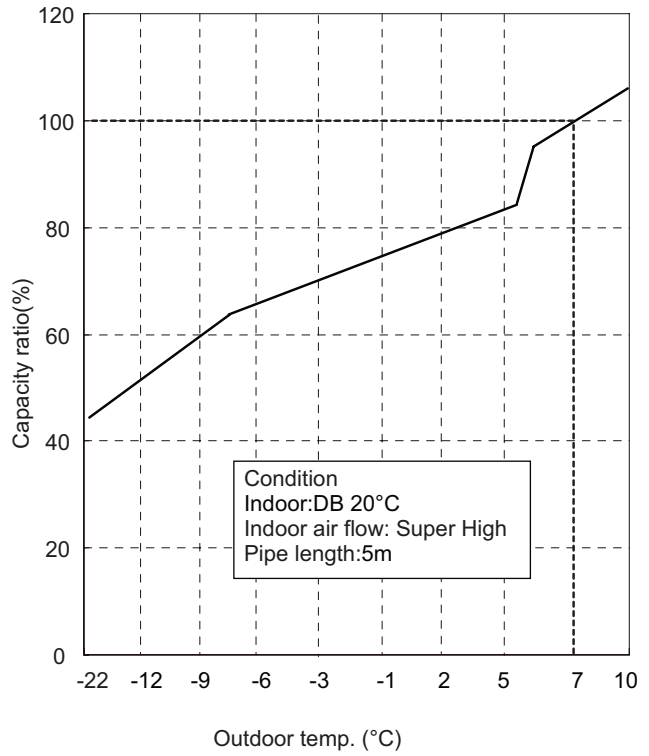


GWH12YC-K6DNA1A/O GWH09YC-K6DNA1A/O GWH09YC-K6DNA1A/O

Cooling:

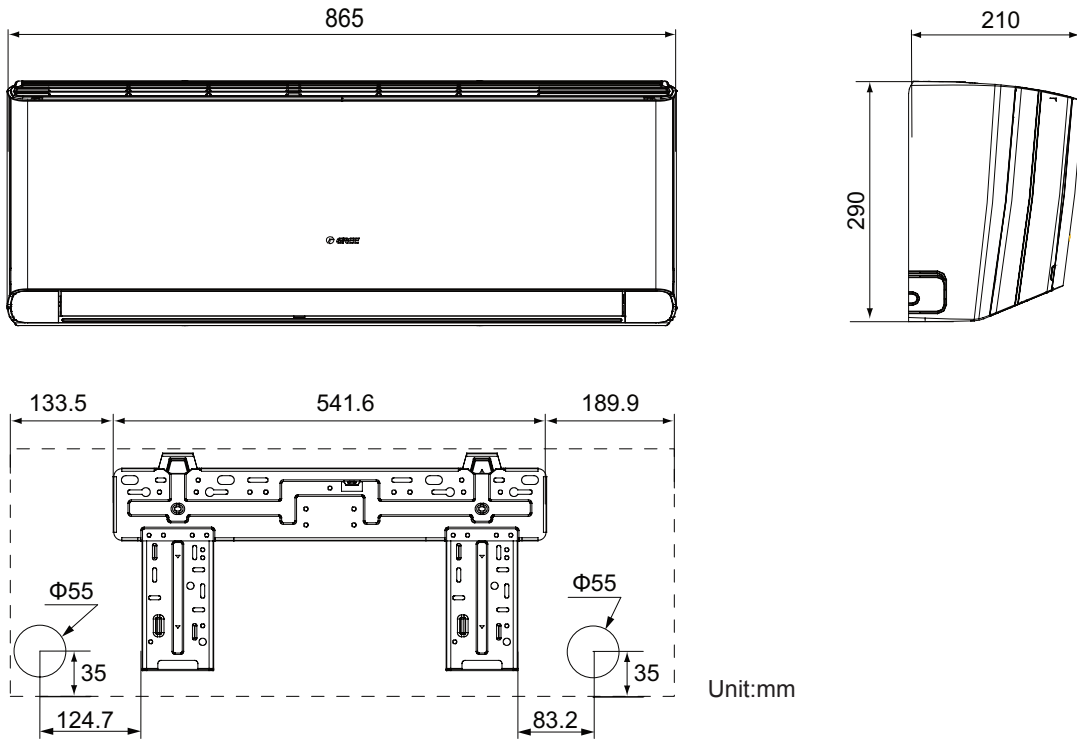


Heating:



3. Outline Dimension Diagram

3.1 Indoor Unit



3.2 Outdoor Unit

