

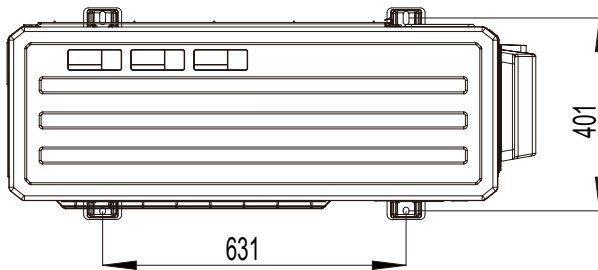
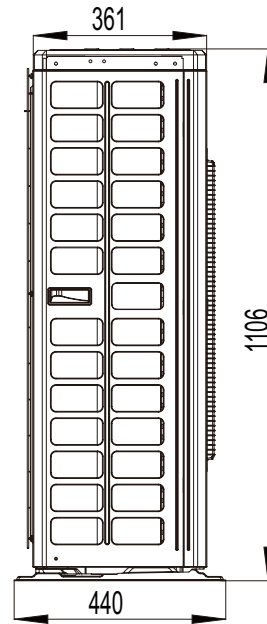

2. Specifications

Model			GWHD(36)NK6LO(LCLH)	GWHD(42)NK6LO(LCLH)
Product Code			CN860W0311	CN860W0321
Power supply	Rated Voltage	V~	220-240	220-240
	Rated Frequency	Hz	50	50
	Phases		1	1
Cooling capacity(max~min)		W	10500(2600~12000)	12000(2600~12000)
Heating capacity(max~min)		W	12000(2600~13500)	12000(2600~14500)
Cooling Power Input		W	3100	3450
Heating Power Input		W	3200	3500
Cooling Current Input		A	14	16
Heating Current Input		A	13	15
Rated Power Input		W	4000	4000
Rated Current		A	20	20
AEER		W/W	/	/
ACOP		W/W	/	/
Outdoor Unit	Compressor Trademark		ZHUHAI LANDA COMPRESSOR CO.,LTD	ZHUHAI LANDA COMPRESSOR CO.,LTD
	Compressor Model		QXFS-D32zX090D	QXFS-D32zX090D
	Compressor Refrigerant Oil Type		FW68DA	FW68DA
	Compressor Type		Inverter Rotary	Inverter Rotary
	L.R.A		A	/
	Compressor Rated Load Amp (RLA)		A	17.8
	Compressor Power Input		W	3750
	Compressor Thermal Protector			1NT11L-6233/HPC115/95U1/ KSD115℃
	Throttling Method			Electron expansion valve
	Cooling Operation Ambient Temperature Range		℃	-15~43
	Heating Operation Ambient Temperature Range		℃	-20~24
	Condenser Material			Aluminum Fin-copper Tube
	Condenser Pipe Diameter		mm	Φ7.94
	Rows-Fin Gap(mm)		mm	2-1.4
	Coil length (l) X height (H) X coil width (L)		mm	1056X286X776
	Fan Motor Speed (rpm) (H/M/L)		rpm	820
	Output of Fan Motor		W	170
	Fan Motor RLA		A	/
	Fan Motor Capacitor		μF	/
	Air Flow Volume of Outdoor Unit		m ³ /h	5500
	Fan Type-Piece			Axial-flow
	Fan Diameter		mm	Φ570
	Defrosting Method			Automatic Defrosting
	Climate Type			T1
	Isolation			I
	Moisture Protection			IPX4
	Permissible Excessive Operating Pressure for the Discharge Side		MPa	4.3
	Permissible Excessive Operating Pressure for the Suction Side		MPa	2.5
	Dimension (WXHXD)		mm	1087X1103X440
	Dimension of Package (LXWXH)		mm	1155X480X1115
	Dimension of Package(LXWXH)		mm	1158X483X1130
	Net Weight		kg	90
	Gross Weight		kg	98
Refrigerant Charge			R32	
Refrigerant Charge		kg	2.75	

Outdoor Unit	Cross-sectional Area of Power Cable Conductor	mm ²	4.0	4.0
	Recommended Power Cable(Core)	N	3	3
	Connection Pipe Connection Method	-	Flare Connection	Flare Connection
	Not Additional Gas Connection Pipe Length	m	40	40
	Connection Pipe Gas Additional Charge	g/m	20	20
	Outer Diameter of Liquid Pipe(GREE Allocation) (Metric)1	mm	Φ6	Φ6
	Outer Diameter of Gas Pipe(GREE Allocation) (Metric)1	mm	Φ9.52	Φ9.52
	Outer Diameter of Liquid Pipe(GREE Allocation) (Metric)2		Φ6	Φ6
	Outer Diameter of Gas Pipe(GREE Allocation) (Metric)2		Φ9.52	Φ9.52
	Outer Diameter of Liquid Pipe(GREE Allocation) (Metric)3		Φ6	Φ6
	Outer Diameter of Gas Pipe(GREE Allocation) (Metric)3		Φ9.52	Φ9.52
	Outer Diameter of Liquid Pipe(GREE Allocation) (Metric)4		Φ6	Φ6
	Outer Diameter of Gas Pipe(GREE Allocation) (Metric)4		Φ9.52	Φ9.52
	Outer Diameter of Liquid Pipe(GREE Allocation) (Metric)5		/	Φ6
	Outer Diameter of Gas Pipe(GREE Allocation) (Metric)5		/	Φ9.52
	Connection Pipe Max. Height Distance(indoor and indoor)	m	7.5	7.5
	Max. equivalent connection pipe length(outdoor to last indoor)	m	25	25
	Connection Pipe Max. Length Distance(total length)	m	75	75

The above data is subject to change without notice. Please refer to the nameplate of the unit.

3. Outline Dimension Diagram



Unit:mm